

Effects of Egg shells for Different Heavy Metals Removal from Aqueous Solution

Koçyiğit H.^{1*} And Şahin B.²

^{1,2}Affiliation and Aksaray University Department of Environmental Engineering 68100 Aksaray, TURKEY

*corresponding author:

e-mail: kocygithasan@hotmail.com

Abstract Characteristics and efficiency of eggshells (ES) were investigated as a low-cost adsorbent in removal of different heavy metal ions from aqueous solution. Initial findings showed ES potential to be applied as an effective sorbent due to high concentrations of carbon and calcium and high porosity and availability of functional groups. Adsorption experiments were studied with varying pH, contact time, and ES concentration. Maximum percentages of heavy metal ions removal were recorded at optimum pH, contact time and adsorbent concentration. Evaluation of the isotherms and kinetics confirmed that ES has high value of adsorption capacity. This experiment demonstrated the ability of ES as an effective, sustainable, and low-cost adsorbent for removal of the heavy metal ions in different wastewaters.

Keywords: Adsorption, Eggshells, Heavy metals, Low-cost

1. Introduction

Adsorption has been recognized as a promising technique due to its ease of operation, simplicity of design, high efficiency, and comparable low cost of application in decoloration process (El-Bindary *et al.* 2016). Adsorption of different heavy metals has been studied using low cost adsorbents including agricultural wastes such as hazelnut shell, orange peel, banana peel, sunflower seed shells, apple pomace, bamboo dust, etc. Some of the advantages of using agricultural waste for wastewater treatment include simple technique, requires little processing, good adsorption capacity, selective of adsorption effluent, low cost, free availability, and easy regeneration (Liao *et al.* 2011; Mouni *et al.* 2011; Anirudhan and Sreekumari 2011; Depci *et al.* 2012; Saka 2012).

Lead (Pb⁺²) is classified as a priority hazardous substance by various agencies including the Agency for Toxic Substances and Disease Registry (Bediako *et al.* 2016; Çelebi and Gök 2017). Since Pb⁺² pollution in drinking water leads to important health problems for people, it is seen as significant environmental issue. Pb⁺² is related to industrial activities. Activated carbon is usually used as the versatile material due to high surface area, micro porous structure, high adsorption capacity (Wasewar *et al.* 2010). However, activated carbon is expensive and there is a need for its regeneration after each adsorption experiment. In order to decrease the cost of adsorption, low cost forest

wastes are presently considered promising adsorbents for adsorption (Ghazi *et al.* 2015; Kyzas *et al.* 2015). Recently, our laboratories have developed untreated ES as a potential adsorbent for the removal of Pb⁺² from its aqueous solutions. ES are well known waste materials, which are everyday generated on a large scale from household, restaurants, food industries, bakeries, etc. (Darai *et al.* 2013). The purpose of the present study is to investigate the optimum conditions for the removal of Pb⁺² from its aqueous solutions using ES as a biosorbent. This paper includes results of the effects of pH, contact time, ES dosage, etc. on its removal along with adsorption isotherms.

2. Materials and Methods

2.1. Aqueous Solution

The Pb⁺² simulated solution was prepared from Pb(NO₃)₂ (Merck). About 1.593 g of Pb(NO₃)₂ was weighed and a standard Pb⁺² concentration of 1000 mg/L was prepared, and further working solutions of 100 mg/L was prepared as and when required.

2.1. Preparation of ES as an Adsorbent

The ES were collected and washed with distilled water several times to remove dirt particles and dried for three hours in an oven at 150 °C and then allowed to cool at room temperature, subsequently it were crushed and then finally sieved into particle size of 0.5 mm. The sieved adsorbent was stored in an air-tight container. No other chemical modification was taken place. (Zahir Hussain and Mohamed Sheriff, 2014). As presented in Table 1, the chemical composition (CC) of the ES shows that calcium oxide was the most abundant component. Proximate analysis (PA) was conducted according to ASTM D 5832-95, ASTM D 3172-89 and ASTM D 2867-95 standards. (Mopoung *et al.* 2015; Freire and Holanda 2006; Bashir and Manusamy 2015).

Table 1. PA analysis and CC of ES adsorbent

	PA (Wt.%)	CC	(Wt.%)
Moisture	0.5	C	21.1286
Ash	43.5	Na ₂ O	0.1046

Crude fibre	3.0	MgO	0.9261
Protein	1.35	P ₂ O ₅	0.4149
Carbohydrate	51.7	CaO	76.9922

2.2. Analytical Methods

Before the start of the experiments, ES were dried and placed in ball mill and obtained crumbs were sifted to acquire the size of smaller than 100 µm. All chemicals were analytical grade, as they were purchased from Merck. The pH measurements were performed with LABQUEST2 digital meter. Adsorption experiments were performed in batch systems, using ES amount, pH and contact time as variables. The Pb²⁺ concentrations in the initial and effluent samples were analyzed using the Perkin Elmer Optima 2100 DV model inductively coupled plasma optical emission spectrometry (ICP-OES). The surface morphology of ES was investigated using a Fei Quanta FEG250 model field emission scanning electron microscope (SEM). The chemical composition of the ES sample was determined by X-ray fluorescence machine (Bashir and Manusamy 2015). The experiments were carried out by contacting precisely weighted samples of ES with 100 mL of Pb²⁺ solutions in the sealed 250 mL Erlenmeyer flasks. The suspensions were conducted on a thermal shaker at a shaking speed of 250 rpm at 20 °C in triplicate. After the specified time, suspensions were filtered through filter study 0.45 µm pore size membrane filters. The initial pH of Pb²⁺ solution was adjusted to the desired pH by adding 1 mol/L HCl or NaOH solutions. After adsorption, the mixtures were filtered and the filtrates were analyzed for Pb²⁺ content using an ICP-OES at 261.42 nm.

2.3. Pb²⁺ Adsorption Capacity

The experiments were performed at different process variables for the ES, the concentration of Pb²⁺ deposited onto ES surface utilizing the accompanying mathematical expression:

$$q_e \text{ (mg/g)} = (C_0 - C_e) * V / 1000 * w \quad (1)$$

Where, q_e is the amount of Pb²⁺ deposited on ES (mg/g), C_e is the initial solute concentration in the solution before adsorption (mg/L), C_0 is the final concentration of solute in the solution after adsorption (mg/L), V is the volume of the metal solution (L) and w is the weight of the ES adsorbent. Adsorption system was quantified by calculating the adsorption percentage (E %) as defined by the Eq. 2:

$$\text{Adsorption (E) (\%)} = (C_0 - C_e) / C_0 * 100 \quad (2)$$

Adsorption experiments were performed in triplicate and the mean values of instances were submitted. In addition, blank examples were used to compare the results through all adsorption system. Data submitted are the mean values from the adsorption tests, error bars are indicated in the figure 1, 2, 3.

3. Results and Discussion

3.1. Effect of Contact Time for Pb²⁺

The adsorption of Pb²⁺ has been investigated on ES as a function of time in the range of 1-150 minutes. The efficiency initially increased rapidly and the equilibrium was attained in 15 minutes at efficiency of 97%. The maximum Pb²⁺ removal which were found 97.35% at contact time of 10 minutes for ES (Figure 4).

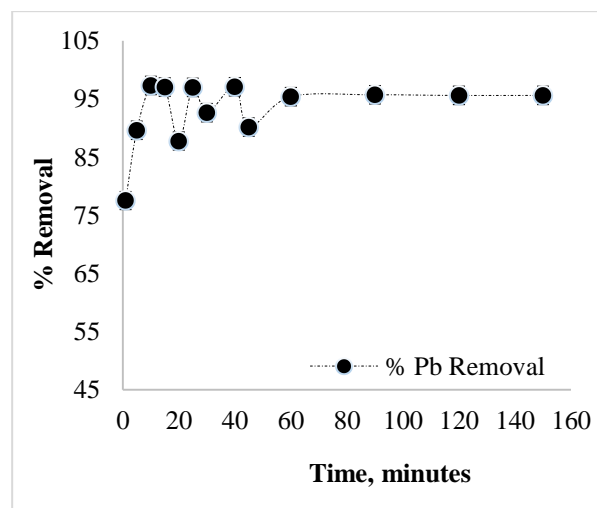


Figure 1. Effect of %Pb²⁺ using ES as an adsorbent.

3.2. Effect of pH on Pb²⁺

The Pb²⁺ removal efficiency of ES at different pH values is shown in Figure 2. Values of pH >6 have not been studied, since it precipitated as Pb(OH)₂, being the process of entrapment actually a combination of adsorption and micro precipitation. It was found that Pb²⁺ uptake by ES was a function of the initial solution pH. Figure 2 shows that the maximum Pb²⁺ removal efficiencies that were found 94.43% at pH 3.0 at 100 mg/L of initial concentration for ES. Almasi *et al.* (2012) and Wolfova *et al.* (2013) also observed the same experimental results. The optimum initial pH value for Pb²⁺ adsorption by ES was determined to be 3.0.

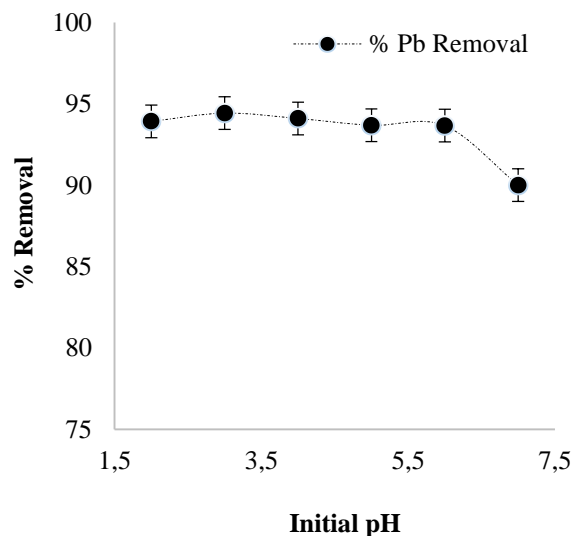


Figure 2. Effect of pH on the yield of Pb⁺² using ES.

3.3. Effect of ES Amount

The adsorbent amount in aqueous solution is a momentous parameter in the adsorption works because it makes the capacity of an adsorbent for a given initial concentration of the adsorbate (Mouni *et al.* 2011). Effect of ES amounts on the elimination yields of Pb⁺² are indicating in Figure 3. It was observed that the Pb⁺² removal yield of the ES was a function of ES amounts in the aquatic solution. The amount of Pb⁺² adsorbed increase from about 32.56% to 92.28% with an increase in ES amount from 0.1 to 2.5 g. The maximum adsorption efficiency of Pb⁺² onto the ES was found to be 92.28% at the dose of 2.5 g/L ES. It can be explained as ES amount increased, more and more surface area available metal ions will be exposed to more active sites for binding (Kumar *et al.* 2011). As compared to some low-cost adsorbents in the previous literature, the organic waste used in our study is of relatively higher adsorption capacity and ranges within the most efficient and best adsorbent for Pb⁺². The surface physical morphology of ES characterized by SEM was determined in the laboratories of Aksaray University Scientific and Technological Research Center Laboratories (data not shown).

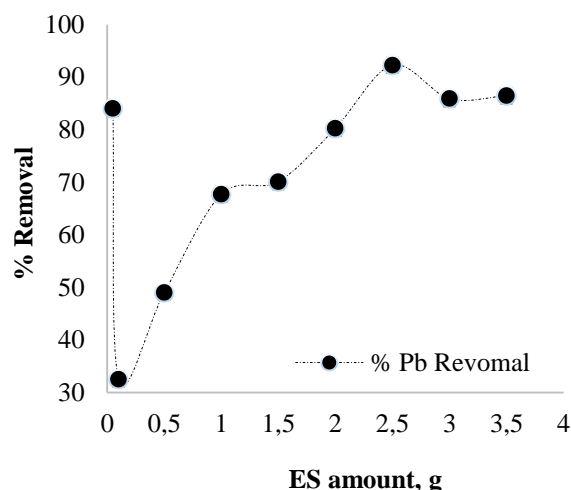


Figure 3. Effect of ES dose on adsorption of Pb⁺².

3.4. Comparison of Pb⁺² Removal with Different Adsorbents Reported in Literature

A list showing the adsorption removal of different adsorbents for the adsorption of lead from aqueous solutions is given in Table 2. As it can be seen, the observed removal efficiencies of acorn shell for Pb⁺² are comparable with other low-cost adsorbents.

Table 2. Comparison of adsorption removal of various adsorbents for Pb⁺²

Adsorbent	Removal (%)	pH	Adsorbent Amount (g)	Pb ⁺² conc. (mg/L)	References
Almond Shell	68	6-7	0.5	200	(Pehlivan <i>et al.</i> 2009)
Antep pistachio	90	5.5	1.0	30	(Yetilmezsoy, Demirel 2008)
Groundnut shell	82.81	4.9	1.0	-	(Shukla, Roshan 2005)
Hazelnut shell	90	6-7	0.5	200	(Pehlivan <i>et al.</i> 2009)
Palm shell	-	3-5	-	10-700	(Issabayeva <i>et al.</i> 2008)
Pecan shell	-	5.5	4	100	(Vaghetti <i>et al.</i> 2009)
Pistachio shell	83	6-9	0.1	30	(Kazempour <i>et al.</i> 2008)
Walnut Shell	95	4	10	100	(Wolfova <i>et al.</i> 2013)
Groundnut shell	98	5.1	2.2	152.5	(Janyasuthiwong <i>et al.</i> 2015)
ES	95	3.0	2.5	100	This Study

References

El-Bindary A.A., El-Kawi M.A.A., Hafez A.M., Rashed I.G.A., Aboelnaga E.E. (2016), Removal of reactive blue 19 from aqueous solution using rice straw fly ash, *Journal of Materials and Environmental Science*, **7**, 1023-1036.

Liao S.W., Lin C.I., Wang L.H. (2011), Kinetic study on lead (II) ion removal by adsorption onto peanut hull ash, *Journal of the Taiwan Institute of Chemical Engineers*, **42**, 166-172.

Mouni L., Merabet D., Bouzaza A., Belkhir L. (2011), Adsorption of Pb (II) from aqueous solutions using activated carbon developed from apricot stone, *Desalination*, **276**, 148-153.

Anirudhan TS, Sreekumari SS (2011) Adsorptive removal of heavy metal ions from industrial effluents using activated carbon derived from waste coconut buttons. *Journal of Environmental Sciences*, **23**, 1989-1998.

Depci T., Kul A.R., Onal Y. (2012), Competitive adsorption of lead and zinc from aqueous solution on activated carbon prepared from van apple pulp: study in single- and multi-solute systems, *Chemical Engineering Journal*, **200-202**, 224-236.

Saka C. (2012) BET, TG-DTG, FT-IR, SEM, iodine number analysis and preparation of activated carbon from acorn shell by chemical activation with ZnCl₂, *Journal of Analytical and Applied Pyrolysis*, **95**, 21-24.

- Bediako J.K., Kim S., Wei W., Yun Y.S. (2016) Adsorptive separation of Pb(II) and Cu(II) from aqueous solutions using as-prepared carboxymethylated waste Lyocell fiber, *International Journal of Environmental Science and Technology*, **13**, 875-886.
- Çelebi H., Gök O. (2017), Use of AQIS for adsorption of Pb+2 from aqueous solution, *Sigma Journal of Engineering and Natural Sciences*, **35**, 69-75.
- Wasewar K.L., Kumar P., et. al. (2010), Adsorption of cadmium ions from aqueous solution using granular activated carbon and activated clay, *Clean-Soil, Air, Water*, **38**, 649-656.
- Ghazi M.H.S., Modirshahla N., Behnajady M.A., Vahid B. (2015), Adsorption of C.I. Acid Red 97 dye from aqueous solution onto walnut shell: kinetics, thermodynamics parameters, isotherms, *International Journal of Environmental Science and Technology*, **12**, 1401-1408.
- Kyzas G.Z., Terzopoulou Z., et. al. (2015), Low-cost hemp biomaterials for nickel ions removal from aqueous solutions, *Journal of Molecular Liquids*, **209**, 209-218.
- Daraei H., Mittal A., Noorisephr M., Daraei F. (2013), Kinetic and equilibrium studies of adsorptive removal of phenol onto eggshell waste, *Environmental Science and Pollution Research*, **20**, 4603-4611.
- Zahir Hussain A., Mohamed Sheriff K.M. (2014), Removal of heavy metals from wastewater using low cost adsorbents, *Archives of Applied Science Research*, **6**, 52-54.
- Mopoung S., Moonsri P., Palas W., Khumpai S. (2015), Characterization and properties of activated carbon prepared from tamarind seeds by KOH activation for Fe(III) adsorption from aqueous solution, *The Scientific World Journal*, **2015**, 1-9.
- Freire M.N., Holanda J.N.F. (2006), Characterization of avian eggshell waste aiming its use in a ceramic wall tile paste, *Cerâmica*, **52**, 240-244.
- Bashir A.S.M., Manusamy Y. (2015), Characterization of raw eggshell powder (ESP) as a good bio-filler, *Journal of Engineering Research and Technology*, **2**, 56-60.
- Almasi A., Omid M., Khodadadian M., et al. (2012), Lead (II) and cadmium (II) removal from aqueous solution using processed walnut shell: kinetic and equilibrium study, *Toxicological & Environmental Chemistry*, **94**, 660-671.
- Wolfova R., Pertile E., et. al. (2013), Removal of lead from aqueous solution by walnut shell, *Journal of Environmental Chemistry and Ecotoxicology*, **5**, 159-167.
- Kumar P.S., Ramalingam S., Kirupha S.D., Murugesan A., Vidhyadevi T., Sivanesan S. (2011), Adsorption behavior of nickel (II) onto cashew nut shell: equilibrium, thermodynamics, kinetics, mechanism and process design, *Chemical Engineering Journal*, **167**, 122-131.
- Pehlivan E., Altun T., et. al. (2009), Pb (II) sorption by waste biomass of hazelnut and almond shell, *Journal of Hazardous Materials*, **167**, 1203-1208.
- Yetilmizsoy K., Demirel S. (2008), Artificial neural network approach for modeling of Pb (II) adsorption from aqueous solution by Antep pistachio (*Pistacia vera L.*) shells, *Journal of Hazardous Materials*, **153**, 1288-1300.
- Shukla S.R., Roshan S.P. (2005), Removal of Pb(II) from solution using cellulose-containing materials, *Journal of Chemical Technology and Biotechnology*, **80**, 176-183.
- Issabayeva G., Aroua M.K., et. al. (2008), Continuous adsorption of Pb(II) ions in a column packed with palm shell activated carbon, *Journal of Hazardous Materials*, **155**, 109-113.
- Vaghetti J.C.P., Lima E.C., et. al. (2009), Pecan nutshell as biosorbent to remove Cu(II), Mn(II) and Pb(II) from aqueous solutions, *Journal of Hazardous Materials*, **162**, 270-280.
- Kazempour M., Ansari M., et. al. (2008), Removal of Pb(II), cadmium, zinc, and copper from industrial wastewater by carbon developed from walnut, hazelnut, almond, pistachio shell, and apricot stone, *Journal of Hazardous Materials*, **150**, 322-327.
- Janyasuthiwong S., Phiri S.M., et. al. (2015), Copper, lead and zinc removal from metal contaminated wastewater by adsorption onto agricultural wastes, *Environmental Technology*, **36**, 3071-3083.